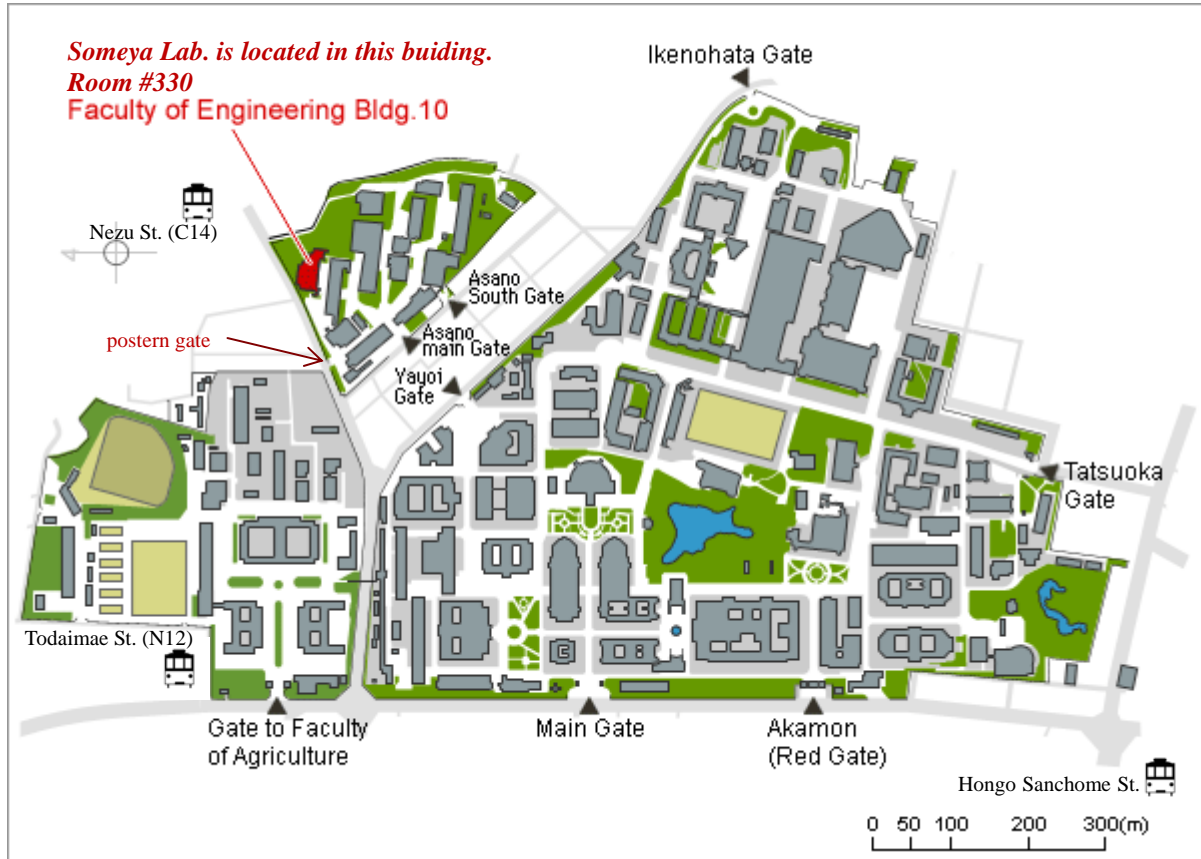


Maps and Directions

How to get to Someya Laboratory

Map of the University of Tokyo (<http://www.t.u-tokyo.ac.jp/etpage/index.html>)



Someya Laboratory is located on the 3rd floor in **the Faculty of Engineering Bldg.10.**

The room number is **330.**

Please refer to the next page for more information on the Faculty of Engineering Bldg.10.

If you have any problems, please contact Prof. Someya or an assistant on **03-5841-6756.**

We are looking forward to seeing you.

Someya Laboratory

The University of Tokyo

7-3-1 Hongo, Bunkyo, Tokyo 113-8656

Tel 03-5841-6756

Fax 03-5841-6709

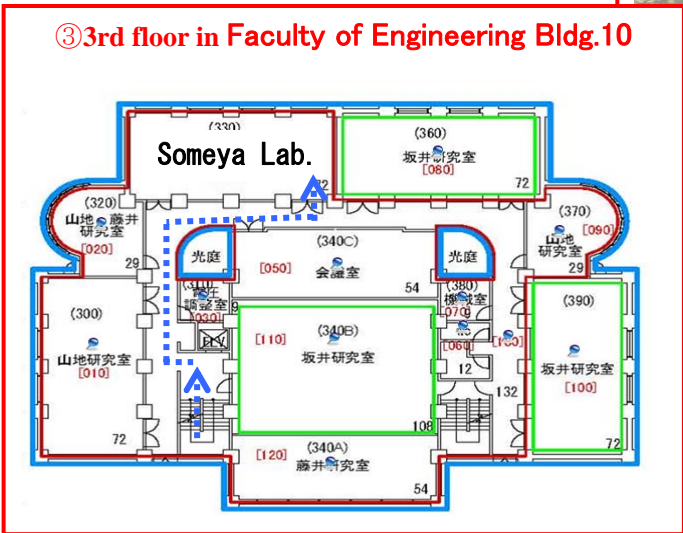
Maps and Directions of the Faculty of Engineering Bldg.10

through the postern gate ① (blue dotted line) →

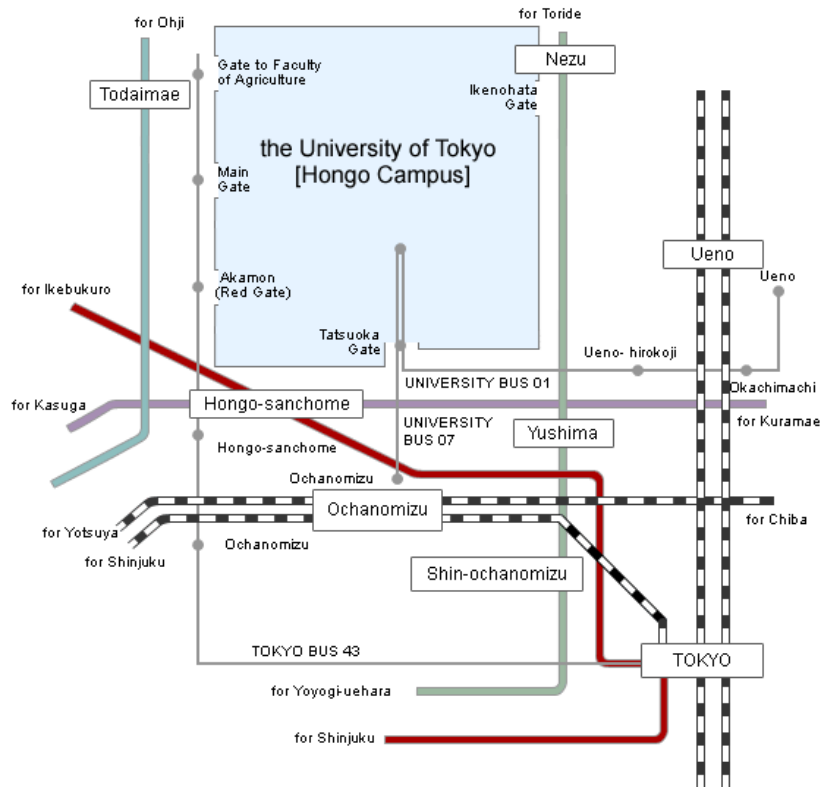
- Please pass through the gate, and then turn left.
- When you reach the Bldg.10 ②, please walk upstairs outside the building.
- You can find an entrance on the 2nd floor.
- In the building, please take the stairs or the elevator to the left side ③.
- Someya laboratory is on the 3rd floor. The room number is 330.

through the Asano Main Gate

- Please pass through the gate, go straight and enter the Bldg.9.
- In the Bldg.9, there is a accessway to the Bldg.10 ②. You can find it right in front of you.
- When you reach the Bldg.10, please enter the building and go upstairs ③.
- Please note that the entrance of the Bldg.10 is on the 2nd floor.
- Someya laboratory is on the 3rd floor. The room number is 330.



How to get to the University of Tokyo



http://www.u-tokyo.ac.jp/campusmap/map01_01_e.html#

Nearest Stations	Distance from Sta.
Hongo-sanchome Station. (Subway Marunouchi Line)	8 min. walk
Hongo-sanchome Station. (Subway Oedo Line)	6 min. walk
Yushima Station. or Nezu Station. (Subway Chiyoda Line)	8 min. walk
Todaimae Station. (Subway Namboku Line)	1 min. walk
Kasuga Station. (Subway Mita Line)	10 min. walk

From Ochanomizu Station. (JR Chuo Line, JR Sobu Line)	Subway	Subway Marunouchi Line for Ikebukuro and get off at Hongo-sanchome Station. 8 minutes walk
	Subway	Subway Chiyoda Line for Toride and get off at Yushima Station. or Nezu Station. 8 minutes walk
	Bus	Toei Bus 茶 51 for Komagome Station South. Exit or 東 43 for Arakawa-dote-soshajo and get off at Todai (Akamon-mae, Seimon-mae, Nogakubu-mae)
	Bus	Toei Bus 学 07 for Tokyo Univ. and get off at Todai (Tatsuokamon, Byoin-mae, Konai Bus Stop)
Okachimachi Station. (JR Yamanote Line, etc.)	Bus	take Toei Bus 都 02 for Otsuka Sta. or 上 69 for Otakibashi-shako-mae and get off at Yushima-yon-chome or Hongo-sanchome.
Ueno Station(JR Yamanote Line, etc.)	Bus	take Toei Bus 学 01 for Todai-konai and get off at Todai (Tatsuokamon, Byoin-mae Konai Bus Stop)

Taxi Directions

Someya Laboratory is located in **Asano Campus of the University of Tokyo**.

The nearest gate is **Asano Main Gate**.

Please show this direction to a taxi driver.

He will take you to the Asano Main Gate.

タクシーの運転手の方へ

東京大学本郷キャンパスの浅野正門へお連れくださいますよう、宜しくお願いいたします。

東京大学 工学系研究科 電気工学専攻 染谷研究室

文京区本郷 7-3-1 工学部 10 号館 (浅野正門より 2 分)

Tel 03-5841-6756

